



South African  
NATIONAL PARKS

/AI-/AIS/ RICHTERSVELD TRANSFRONTIER PARK

**DISCOUNT STRUCTURE FOR BONA FIDE LOCAL RESIDENTS OF  
SENDELINGSDRIFT (RSA) AND ROSH PINNAH (NAMIBIA)**

In order to bring some benefit to the local communities resident in Sendelingsdrift and Rosh Pinnah a discounted fee structure has been put in place. This is similar to the system used on Toll Roads in South Africa where local residents who need to access a route on a regular basis and where there is no realistic alternative are granted a concession. This fee has been calculated on a 50% reduction in the basic cost and will be as follows:

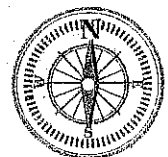
|          | <b>CATEGORY</b>  | <b>SINGLE</b> | <b>RETURN</b> |
|----------|--|---------------|---------------|
| <b>1</b> | <b>Standard Vehicle with 6 or less occupants</b>   | <b>R 65</b>   | <b>R 125</b>  |
| <b>2</b> | <b>Standard Vehicle with 6 or less occupants and trailer</b>                             | <b>R 100</b>  | <b>R 150</b>  |
| <b>3</b> | <b>Additional Passengers or Pedestrians</b>  | <b>R 05</b>   | <b>R 10</b>   |
| <b>6</b> | <b>Buses or Light Commercial Overland Vehicles with a seating capacity of 20 or less</b> | <b>R 125</b>  | <b>R 175</b>  |
| <b>7</b> | <b>Motor Cycles</b>  | <b>R 50</b>   | <b>R 100</b>  |
| <b>8</b> | <b>Local Concession of 16 Crossings valid for 60 days and not transferable</b>           | <b>R 1000</b> |               |

Please note that this concession will be reviewed along with the other prices in February 2008 and that no pre-booking will be allowed.

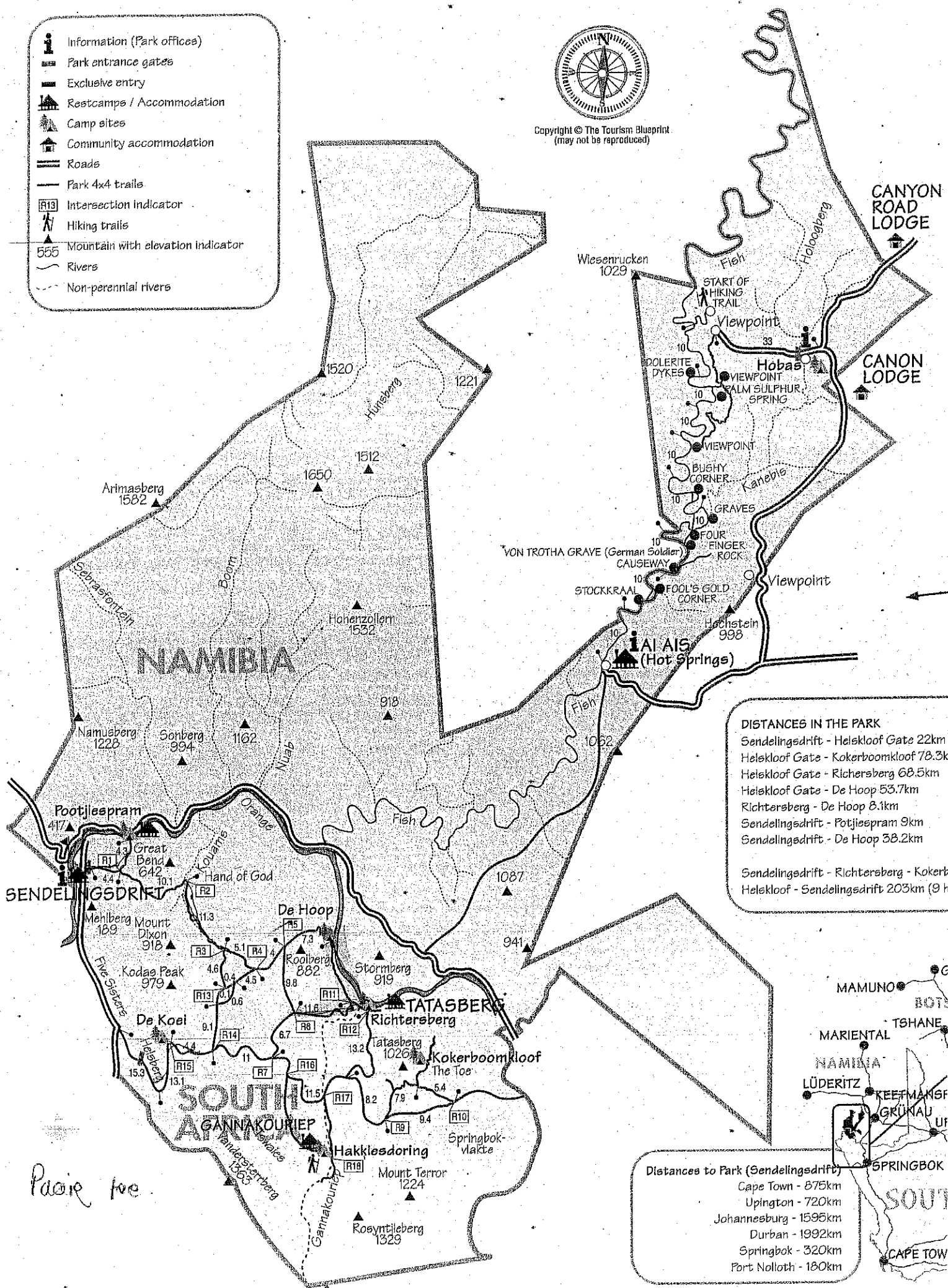
Documentary proof of residence will be required and must be in the form of a Mine Identity Card, utilities bill or a letter from an employer.

Your co-operation in this respect will be appreciated and it is hoped that this will make a difference to those resident in the area and improve access to facilities. Those intending to do shopping on either side of the border are advised to check the limits of what they can purchase as customs facilities are not available and those in transit are limited to goods that are exempted from duty or that fall within the duty free allowances.

- Information (Park offices)
- Park entrance gates
- Exclusive entry
- Restcamps / Accommodation
- Camp sites
- Community accommodation
- Roads
- Park 4x4 trails
- Intersection indicator
- Hiking trails
- Mountain with elevation indicator
- Rivers
- Non-perennial rivers



Copyright © The Tourism Blueprint  
(may not be reproduced)



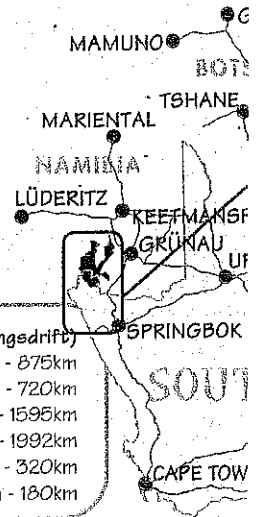
**DISTANCES IN THE PARK**

- Sendelingsdrift - Helskloof Gate 22km
- Helskloof Gate - Kokerboomkloof 78.3k
- Helskloof Gate - Richtersberg 68.5km
- Helskloof Gate - De Hoop 53.7km
- Richtersberg - De Hoop 8.1km
- Sendelingsdrift - Pootjiespram 9km
- Sendelingsdrift - De Hoop 38.2km

Sendelingsdrift - Richtersberg - Kokerboomkloof - De Hoop - Richtersberg - Sendelingsdrift 203km (9 h)

**Distances to Park (Sendelingsdrift)**

- Cape Town - 875km
- Uptington - 720km
- Johannesburg - 1595km
- Durban - 1992km
- Springbok - 320km
- Port Nolloth - 180km



Passie toe